

NL2-800

2V800Ah / 10hr rate



Introduction

Genergy NL (2V) series is designed for standby use with 15-year design life in float service. The series battery is featured of high consistency, excellent performance and reliable standby service life. It is widely applied in Telecoms, Power Utility, Renewables, UPS/EPS, and medical equipment.

Key Features

- Valve regulated maximum internal pressure 2.6 PSI
- Increase durability and deep cycle ability for heavy demand applications
- Low self-discharge
- Fully tank formed plates
- Low impurity electrolyte
- Spill proof / leak proof
- Multi-position usage
- ABS case and cover VO upon request
- Very high purity lead

Electrical Specification

Design floating Life @ 25°C (77°F)	15 years
Nominal Capacity @ 25°C /77°F	
20 hour rate 43.05A to 1.75Vp	861 Ah
10 hour rate 82.05A to 1.75Vp	820 Ah
Internal Resistance	
(Fully charged battery @ 25°C /77°F)	0.7 mΩ
Max. Discharge Current @ 25°C /77°	2000 A (5S)
Charge Methods: Constant voltage charge @ 25°C /77°F	
Cycle Use	2.45 ~ 2.49V
Max. Curren	160 A
Standby Use	2.25 ~ 2.30V
Operating Temperature Range	-30 ~ 50°C
Notes: battery voltage must be adjusted according to temperature. Please refer to our recommendation.	
Self-Discharge	
3% of capacity declined per month @ 25°C (77°F).	

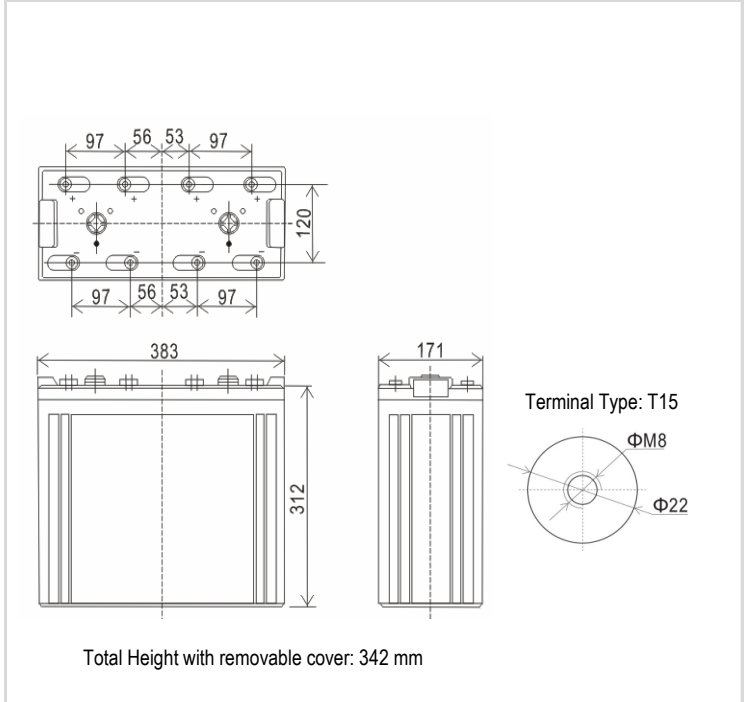
Constant Current Discharge (Amperes @ 25°C /77°F)

V/cell	10min	15min	20min	25min	30min	35min	40min	45min	50min	55min	1hr	2hr	3hr	4hr	5hr	10hr	20hr
1.60	1559.7	1190.6	1070.0	949.3	834.9	772.2	715.7	659.2	612.1	577.2	550.2	305.20	231.55	197.08	163.02	86.10	45.07
1.65	1482.1	1131.4	1017.9	904.5	797.2	737.9	684.8	631.6	587.9	556.3	532.7	295.03	224.83	192.38	160.33	84.75	44.39
1.70	1404.6	1072.2	965.9	859.6	759.6	703.4	653.4	603.4	562.8	534.4	513.9	284.08	218.10	187.67	157.64	83.41	43.72
1.75	1325.3	1011.7	912.1	812.6	719.2	666.4	619.7	573.1	535.9	510.8	493.7	272.35	208.68	180.94	153.60	82.06	43.05
1.80	1246.0	951.1	858.3	765.5	678.8	629.4	586.1	542.8	508.9	487.3	473.5	260.62	199.26	174.21	149.56	80.72	42.38

Constant Power Discharge (Watts/cell @ 25°C /77°F)

V/cell	10min	15min	20min	25min	30min	35min	40min	45min	50min	55min	1hr	2hr	3hr	4hr	5hr	10hr	20hr
1.60	2509.6	1915.7	1780.7	1645.7	1505.7	1418.2	1325.6	1233.0	1143.1	1070.9	1015.2	587.82	451.31	392.15	323.69	172.20	90.13
1.65	2421.4	1848.4	1710.8	1573.1	1430.3	1348.6	1261.9	1175.1	1091.0	1024.7	974.8	564.36	439.20	384.08	319.65	169.51	88.79
1.70	2236.4	1707.2	1590.6	1474.0	1352.3	1276.7	1196.0	1115.2	1037.2	976.9	933.1	540.11	427.10	375.33	314.27	166.82	87.44
1.75	2098.9	1602.2	1494.6	1387.0	1274.3	1204.5	1129.6	1054.7	982.5	928.0	890.0	515.08	413.64	365.92	308.89	164.12	86.10
1.80	1959.7	1496.0	1397.3	1298.6	1194.9	1130.7	1061.4	992.1	925.6	876.7	844.3	488.49	385.39	349.77	304.86	161.43	84.75

Battery Picture & Terminal Layout



Dimension & Weight

Length	Dimension (± 2mm)			Total Height	Weight (± 2%)
	Width	Height	Total Height		
383 mm	171 mm	312 mm	342 mm	52 kg	
15.1 inch	6.7 inch	12.3 inch	13.5 inch	114.6 lbs	

Typical Applications

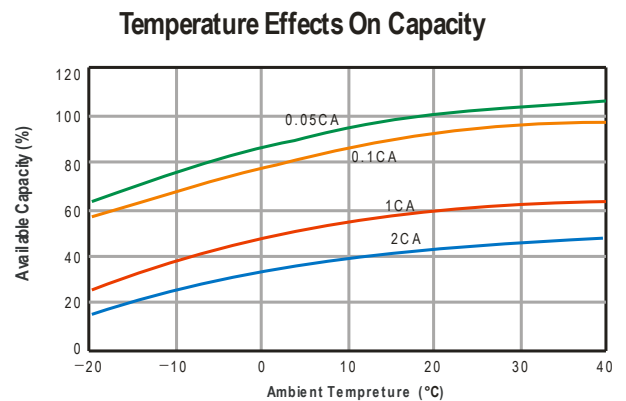
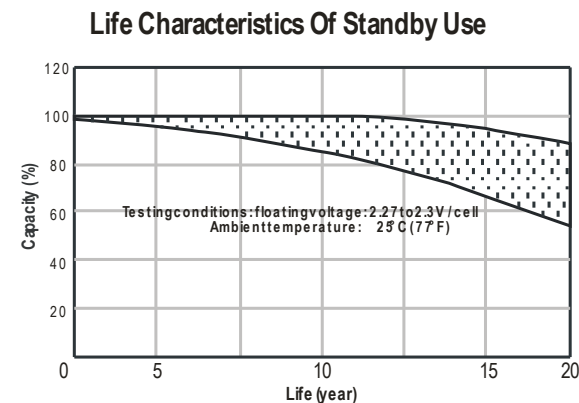
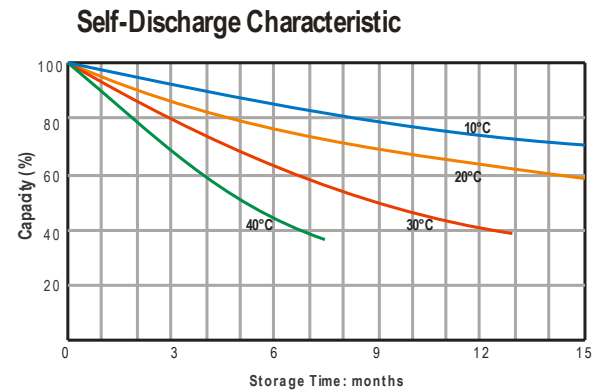
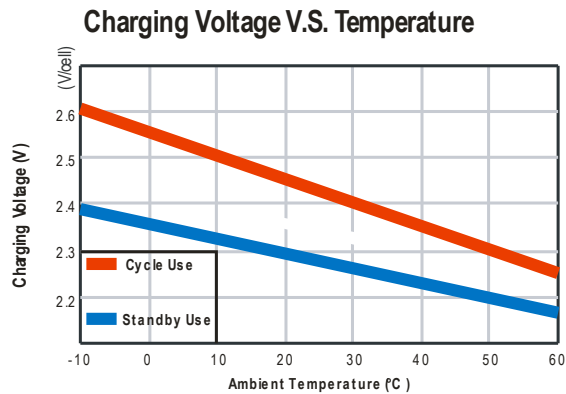
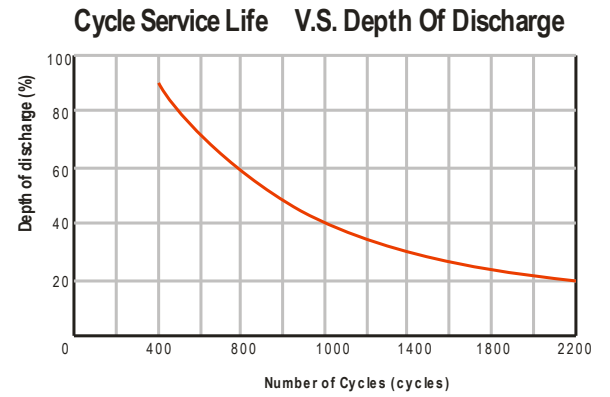
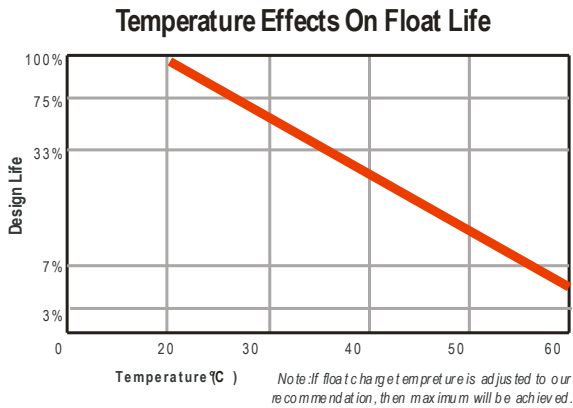
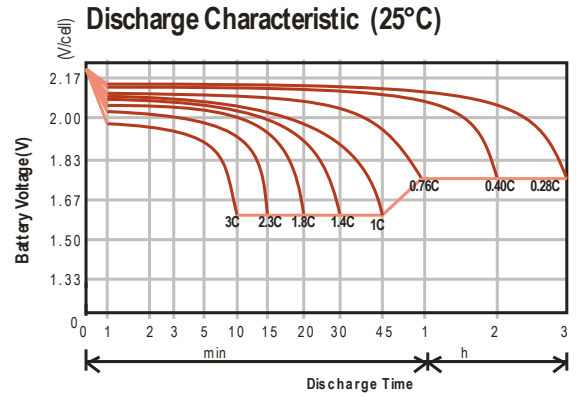
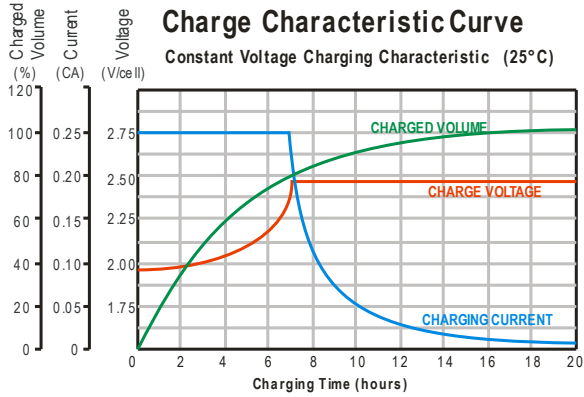
- Telecommunications
- UPS & EPS
- Power Utility
- Data Center
- Solar Energy System

NL2-800

2V800Ah / 10hr rate



Graphs



Subject to revision without notice. Please contact our sales representatives for latest version.

Web: www.generagybattery.com | Email: sales@generagybattery.com