

NH12-185W

12V185W / 15min



Introduction

Generagy NH (high rate) series is primarily for all critical power and UPS applications. Designed with a high-density plate technology, the series battery is featured of high consistency, excellent performance and reliable standby service life. It is widely applied in UPS/EPS, high power backup system and emergency power supply.

Battery Features

- High rate output aimed at the UPS market
- Low self-discharge
- Fully tank formed plates
- Low impurity electrolyte
- Spill proof / leak proof
- Multi-position usage
- ABS case and cover VO upon request
- Very high purity lead

Electrical Specification

Design floating Life @ 25°C (77°F)	10 years
Nominal Capacity @ 25°C /77°F	
Watt @ 15min to 1.67V/cell	185 W/cell
Watt @ 10min to 1.67V/cell	231 W/cell
Internal Resistance	
(Fully charged battery @ 25°C /77°F)	6mΩ
Max. Discharge Current @ 25°C /77°F	620A (5S)
Charge Methods: Constant voltage charge @ 25°C /77°F	
Cycle Use	14.7 ~ 14.9V
Max. Current	10.2A
Standby Use	13.6 - 13.8V
Operating Temperature Range	-30 ~ 50°C
<i>Notes: battery voltage must be adjusted according to temperature.</i>	
<i>Please refer to our recommendation.</i>	
Self-Discharge	3% of capacity declined per month @ 25°C (77°F).

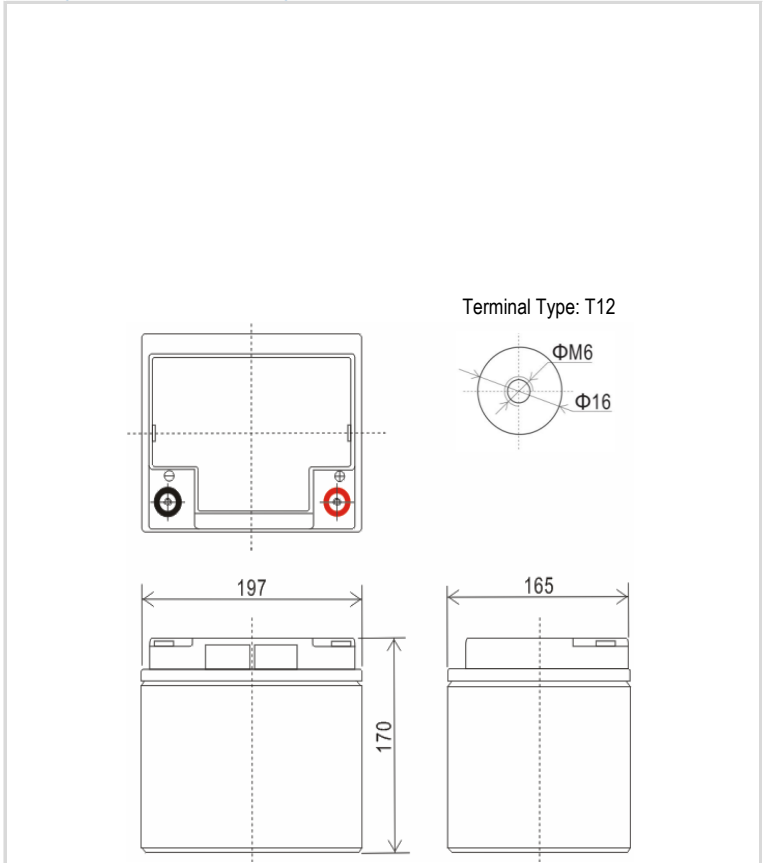
Typical Applications

- UPS/EPS (High rate)
- High power backup supply
- Emergency power supply
- Emergency lighting
- Electric starting

Certificates



Battery Picture & Terminal Layout



Dimension & Weight

Length	Dimension (± 2mm)			Total Height	Weight (± 2%)
	Width	Height			
197 mm	165 mm	170 mm	170 mm	15.0 kg	
7.8 inch	6.5 inch	6.7 inch	6.7 inch	33.1 lbs	

Constant Current Discharge (Amperes @ 25°C /77°F)

V/cell	10min	15min	20min	30min	45min	55min	1hr	2hr	3hr
1.60	135.08	107.75	85.07	60.87	44.19	40.77	37.68	19.70	14.02
1.65	128.06	102.76	80.76	58.37	42.37	39.10	36.32	18.93	13.47
1.70	120.61	96.41	76.22	55.20	40.33	37.31	34.96	18.15	12.91
1.75	113.15	90.06	71.68	52.02	38.29	35.52	33.60	17.37	12.36
1.80	105.26	83.93	66.92	48.39	36.02	33.60	32.24	16.59	11.80

Constant Power Discharge (Watts/cell @ 25°C /77°F)

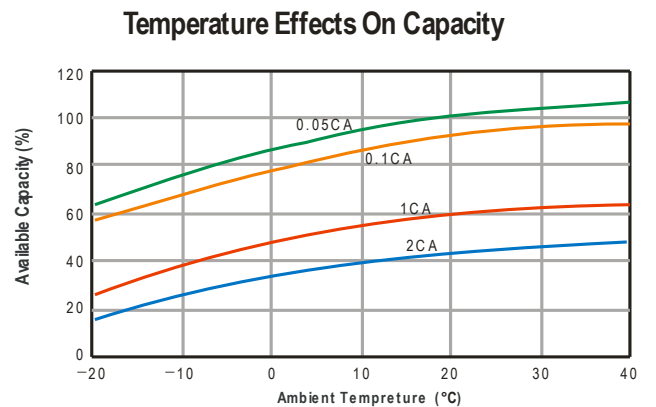
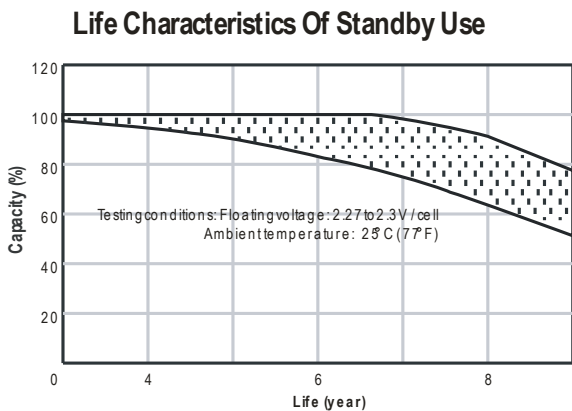
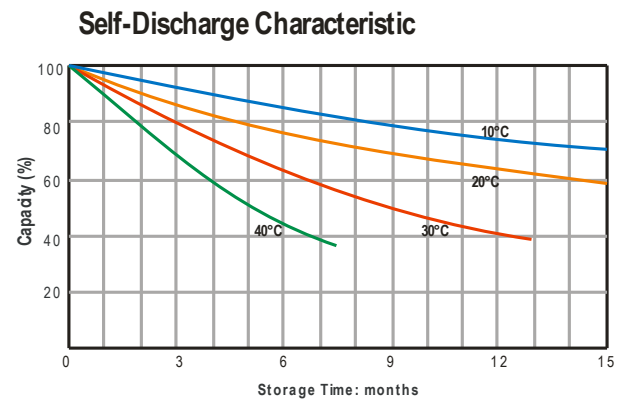
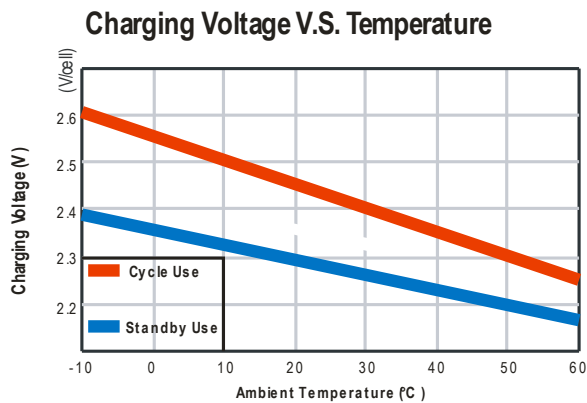
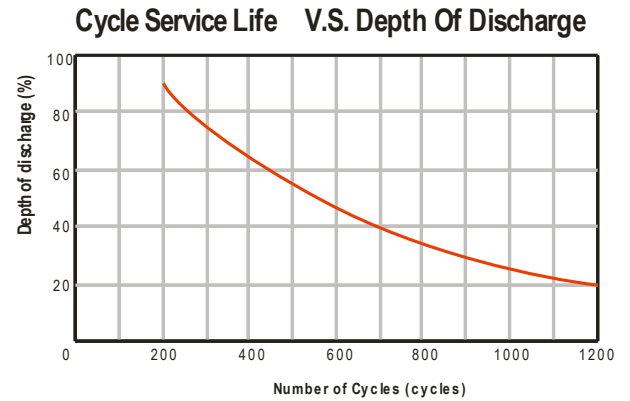
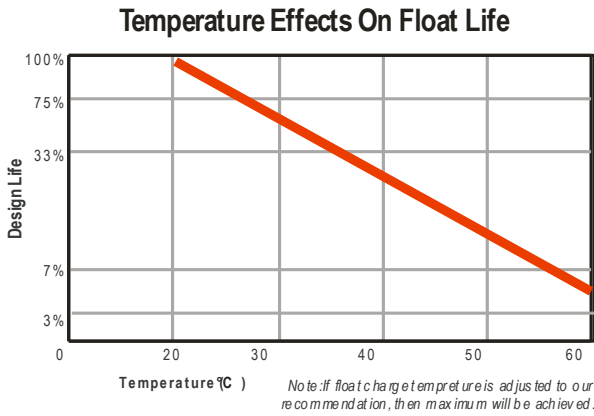
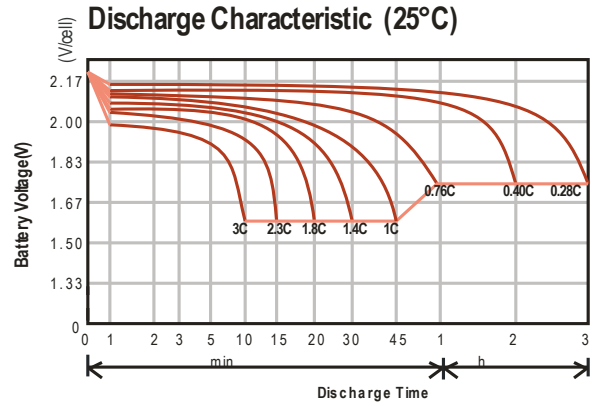
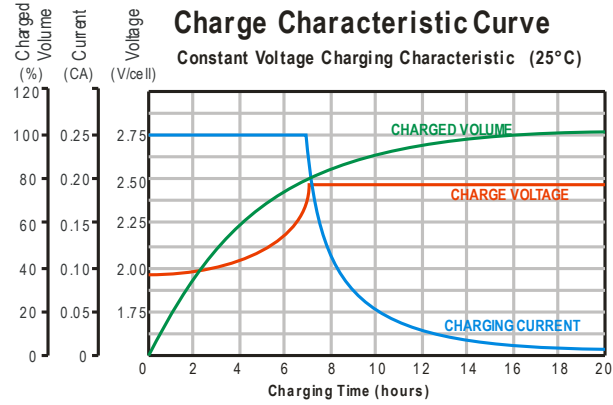
V/cell	10min	15min	20min	30min	45min	55min	1hr	2hr	3hr
1.60	243.1	195.2	153.3	116.60	84.69	78.90	72.83	38.45	27.30
1.65	234.9	188.0	147.3	111.33	81.10	76.00	70.91	37.36	26.52
1.67	231.5	185.0	144.9	108.46	79.42	74.62	69.96	36.81	26.13
1.70	226.8	180.8	141.3	106.06	77.27	72.85	68.76	36.13	25.64
1.75	217.6	173.6	135.3	100.79	73.43	69.70	66.60	34.90	24.76
1.80	207.2	165.2	128.1	95.05	69.36	66.30	64.21	33.53	23.78

NH12-185W

12V185W / 15min



Graphs



Subject to revision without notice. Please contact our sales representatives for latest version.

Web: www.genergybattery.com | Email: sales@genergybattery.com