

# EV12-135

12V135Ah / 10hr rate



### Introduction

**Generagy EV AGM Series** is designed for tough applications and repeated deep discharging. It is superior with the long cycle life, large current discharge capability, high reliability and safety. The range is the definitive choice for golf cart, electric medical equipment, automated guided vehicles (AGV), aerial lifts, floor cleaning equipment, robotics applications.

### Battery Features

- Extra long cycle life and resistance to mechanical stress and the elements all in one battery.
- Maintenance-free
- Very high purity lead (purity rate 99.994%)
- Traction heavy duty grid design gives consistent active material adhesion and corrosion resistance.
- Fully tank formed plates for evenly formed and capacity matched plates.
- Low impurity electrolyte
- Recognized gas recombination efficiency greater than 99.9%
- Flame arresting pressure regulated safety sealing valves for safety.
- Low self-discharge
- Classified as non-spillable and not restricted for transportation by
  - > Air (IATA/ICAO provision 67)
  - > Surface (DOT-CFR-HMR49)
  - > Water (per IMDG amendment 27)

### Electrical Specification

Design Life Cycles @ 80% D.O.D. (25°C) ..... 450 Cycles

Nominal Capacity @ 25°C /77°F

100	hour rate	1.62A to 1.75Vpc	.....	162Ah
10	hour rate	13.5 A to 1.75Vpc	.....	135 Ah
5	hour rate	24.4 A to 1.75Vpc	.....	122 Ah
3	hour rate	36 A to 1.70Vpc	.....	108Ah
1	hour rate	81 A to 1.60Vpc	.....	81Ah

Minutes of Discharge

25A to 10.5V	.....	270	56A to 10.2V	.....	105
75A to 10.2V	.....	73	85A to 10.2V	.....	60
100A to 10.2V	.....	46			

Cranking Amps

0°C /32°F	.....	700	-18°C /0°F	.....	580
-----------	-------	-----	------------	-------	-----

Internal Resistance

(Fully charged battery @ 25°C /77°F) ..... 6.5 mΩ

Max. Discharge Current @ 25°C /77°F ..... 700 A (5S)

Charge Methods: Constant voltage charge @ 25°C /77°F

Cycle Use	.....	14.7 ~ 14.9V
Max. Current	.....	34 A
Standby Use	.....	13.6 - 13.8V

Operating Temperature Range ..... -20 ~ 60°C

Notes: battery voltage must be adjusted according to temperature.

Please refer to our recommendation.

Self-Discharge

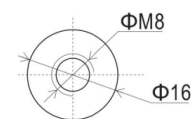
3% of capacity declined per month @ 25°C (77°F).

### Battery Picture & Terminal Layout

ABS Case Colour  
7628C



Terminal Type: T14



### Dimension & Weight

Length	Dimension (± 2mm)			Total Height	Weight (± 2%)
	Width	Height			
342 mm	172 mm	283 mm	288 mm	45.5 kg	
13.5 inch	6.8 inch	11.1 inch	11.3 inch	100.3 lbs	

### Typical Applications

- Golf Cart
- Tour Bus
- Electric Medical Equipments
- Aerial and Fork Lifts
- Golf Trolley
- Sweeper
- Floor Cleaning Machines
- Marine and RV

### Certificates

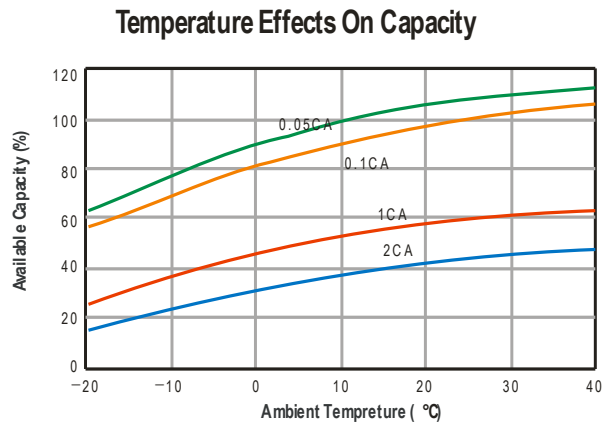
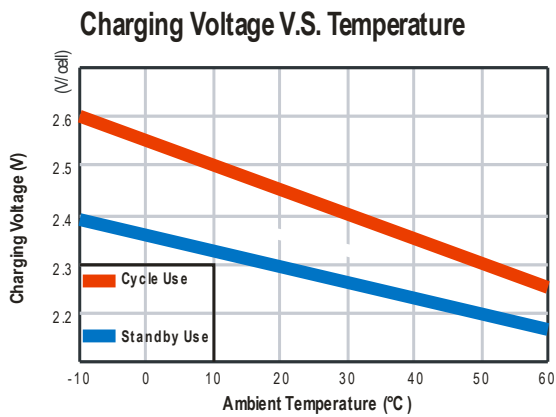
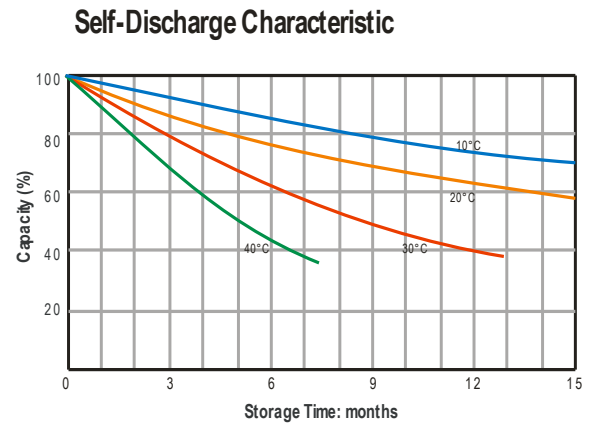
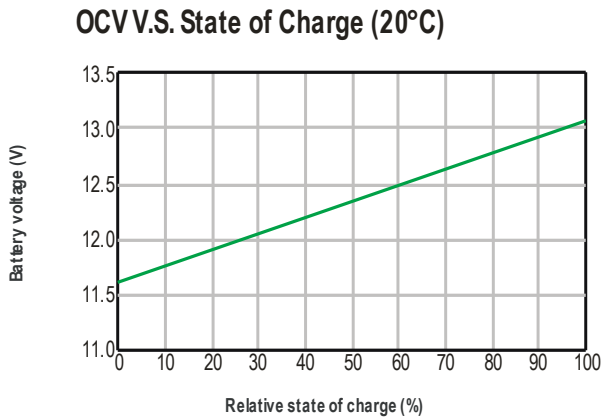
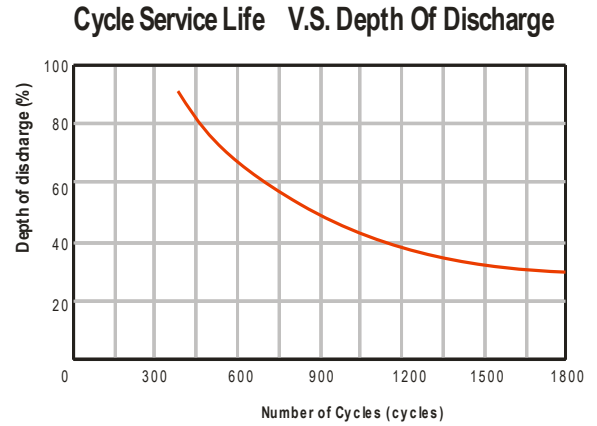
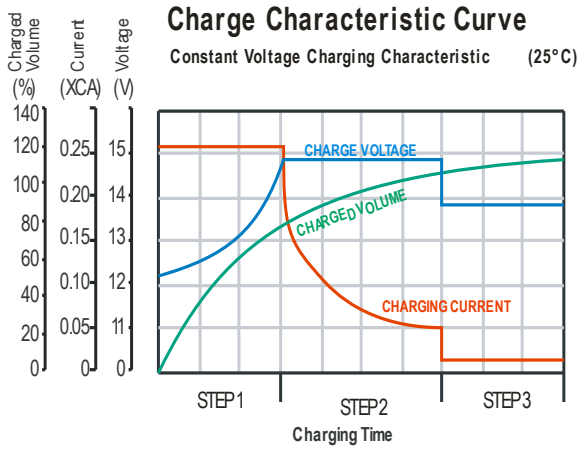


# EV12-135

12V135Ah / 10hr rate



## Graphs



Subject to revision without notice. Please contact our sales representatives for latest version.