NM12-250L

12V 250Ah / 10hr rate

BATTERY Genergy

Introduction

Genergy NML (Long life) Series is designed for solar and renewable energy system. The series is featured of its long service life. It is widely used in solar and wind power system, UPS and power utility.

Battery Features

- Increase durability and deep cycle ability for heavy demand applications
- Low self-discharge
- Fully tank formed plates
- Low impurity electrolyte
- Spill proof / leak proof
- Multi-position usage
- ABS case and cover VO upon request
- Very high purity lead

Electrical Specification

Design floating Life @ 25°C (77°F) ..... 10 years

Nominal Capacity @ 25°C /77°F

20 hour rate 13.1A to 1.75Vpc ..... 262 Ah

10 hour rate 25.55A to 1.75Vp ..... 255.5 Ah

Internal Resistance

(Fully charged battery @ 25°C /77°F) 3.5mΩ

Max. Discharge Current @ 25°C /77°F ..... 2500 A (5S)

Charge Methods: Constant voltage charge @ 25°C /77°F

Cycle Use ..... 14.7 ~ 14.9V

Max. Current ..... 62 A

Standby Use ..... 13.6 - 13.8V

Operating Temperature Range ..... -30 ~ 50°C

Notes: battery voltage must be adjusted according to temperature. Please refer to our recommendation.

Self-Discharge

3% of capacity declined per month @ 25°C (77°F).

Battery Picture & Terminal Layout

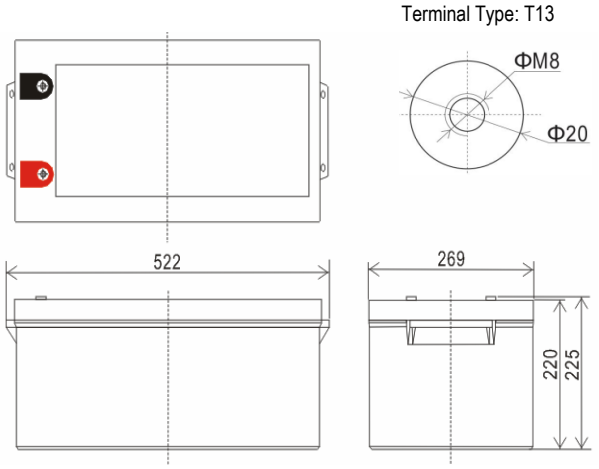

Dimension & Weight

Dimension (± 2mm)				Weight (± 2%)
Length	Width	Height	Total Height	
522 mm	269 mm	220 mm	225 mm	75 kg
20.6 inch	10.6 inch	8.7 inch	8.9 inch	165.3 lbs

Typical Applications

- Solar Energy System
- Wind Energy System
- Power Utility
- UPS/EPS

Constant Current Discharge (Amperes @ 25°C /77°F)

V/cell	10min	15min	20min	25min	30min	35min	40min	45min	50min	55min	1hr	2hr	3hr	4hr	5hr	10hr	20hr
1.60	611.8	467.0	405.3	343.5	295.7	263.9	246.1	228.3	210.7	195.9	184.9	101.01	74.26	61.11	49.97	26.70	13.48
1.65	581.0	443.5	385.2	326.9	282.6	252.0	235.4	218.8	202.4	188.8	178.9	96.68	71.49	58.68	47.87	26.06	13.22
1.70	557.0	425.2	370.0	314.8	273.6	243.7	227.7	211.7	196.0	183.0	173.9	93.32	69.85	57.30	46.74	25.81	13.22
1.75	531.3	405.5	353.5	301.4	263.3	234.4	219.6	204.7	190.1	178.1	170.1	90.66	68.35	56.04	45.74	25.55	13.10
1.80	503.8	384.6	336.1	287.6	253.0	225.0	211.0	197.0	183.2	172.2	165.0	87.30	66.71	54.66	44.61	25.13	12.98

Constant Power Discharge (Watts/cell @ 25°C /77°F)

V/cell	10min	15min	20min	25min	30min	35min	40min	45min	50min	55min	1hr	2hr	3hr	4hr	5hr	10hr	20hr
1.60	1062.5	811.1	713.8	616.5	534.2	484.8	450.3	415.9	383.0	356.9	334.5	187.30	136.19	113.21	93.24	52.24	27.56
1.65	1024.8	782.3	689.9	597.5	520.1	471.9	438.8	405.6	374.1	349.3	328.1	183.50	134.94	111.96	91.98	51.74	27.56
1.70	985.4	752.2	664.3	576.3	503.4	456.9	425.5	394.1	364.2	341.2	321.8	179.06	132.42	110.01	90.60	50.73	27.19
1.75	942.6	719.5	636.5	553.4	485.4	440.7	411.0	381.3	353.2	331.9	314.2	173.37	128.65	107.31	88.96	50.35	26.70
1.80	896.3	684.2	606.5	528.8	466.1	423.1	395.2	367.2	340.8	321.2	305.3	167.23	125.26	104.61	86.95	49.85	26.45

Subject to revision without notice. Please contact our sales representatives for latest version.

Web: www.genergybattery.com | **Email:** sales@genergybattery.com

NM12-250L

12V 250Ah / 10hr rate

BATTERY Genergy

Graphs

Charge Characteristic Curve

Constant Voltage Charging Characteristic (25°C)

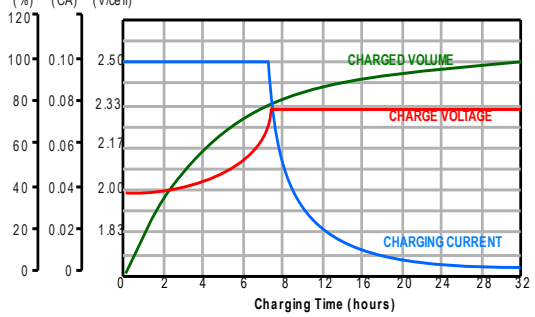

Discharge Characteristic (25°C)

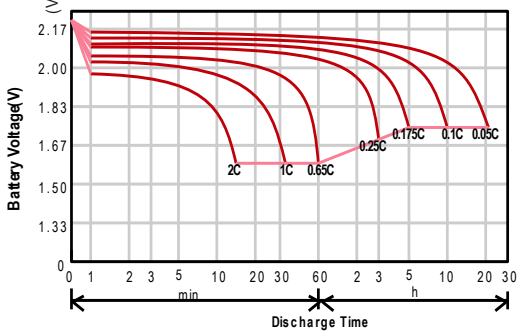

Temperature Effects On Float Life

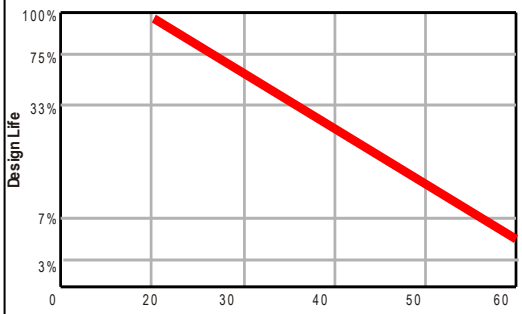

Note: If float charge tempreture is adjusted to our recommendation, then maximum will be achieved.

Cycle Service Life V.S. Depth Of Discharge

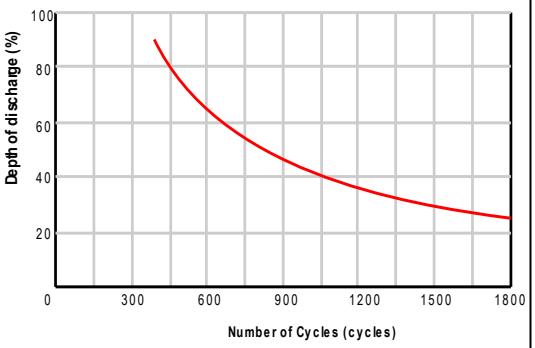

Charging Voltage V.S. Temperature

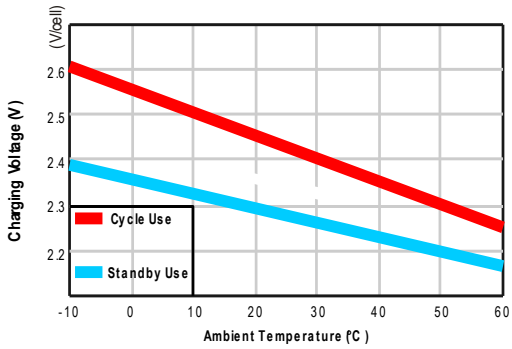

Self-Discharge Characteristic

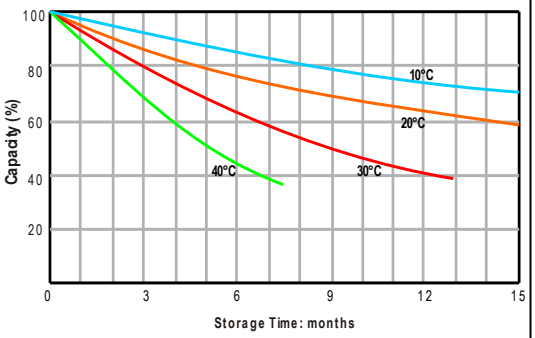

Life Characteristics Of Standby Use

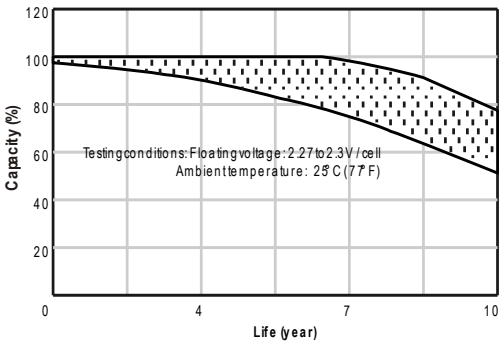
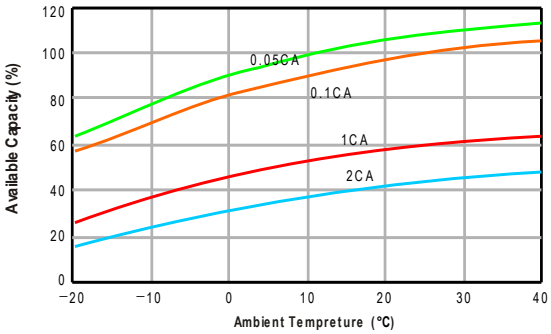
Temperature Effects On Capacity