NM12-70L

12V 70Ah / 10hr rate

BATTERY Genergy

Introduction

Genergy NML (Long life) Series is designed for solar and renewable energy system. GEL electrolyte and AGM seperator are applied in this series with feature of long service life. It is widely used in solar and wind power system, UPS and power utility.

Battery Features

- ○ Increase durability and deep cycle ability for heavy demand applications
- ○ Low self-discharge
- ○ Fully tank formed plates
- ○ Low impurity electrolyte
- ○ Spill proof / leak proof
- ○ Multi-position usage
- ○ ABS case and cover VO upon request
- ○ Very high purity lead

Battery Picture & Terminal Layout

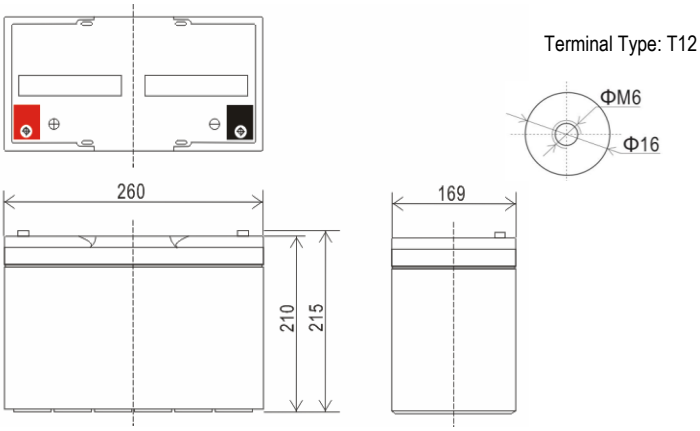

Electrical Specification

Design floating Life @ 20°C (68°F)	10 years
Nominal Capacity @ 25°C /77°F	
20 hour rate 3.79A to 1.75Vpc	75.8Ah
10 hour rate 7.27A to 1.75Vpc	72.7 Ah
Internal Resistance	
(Fully charged battery @ 25°C /77°F)	6mΩ
Max. Discharge Current @ 25°C /77°F	700 A (5S)
Charge Methods: Constant voltage charge @ 25°C /77°F	
Cycle Use	14.7 ~ 14.9V
Max. Current	18 A
Standby Use	13.6 - 13.8V
Operating Temperature Range	-30 ~ 50°C

Notes: battery voltage must be adjusted according to temperature. Please refer to our recommendation.

Self-Discharge

<3% of capacity declined per month @ 25°C (77°F).

Dimension & Weight

Dimension (± 2mm)				Weight
Length	Width	Height	Total Height	(± 2%)
260 mm	169 mm	210 mm	215 mm	22.8 kg
10.2 inch	6.7 inch	8.3 inch	8.5 inch	50.3 lbs

Typical Applications

○ Solar Energy System ○ Wind Energy Syste ○ Power Utility ○ UPS/EPS

Certificates

Constant Current Discharge (Amperes @ 25°C /77°F)

V/cell	10min	15min	20min	25min	30min	35min	40min	45min	50min	55min	1hr	2hr	3hr	4hr	5hr	10hr	20hr
1.60	168.5	128.6	111.1	93.6	79.2	72.9	68.0	63.1	59.0	56.2	53.6	29.04	20.89	17.35	14.18	7.45	3.83
1.65	160.0	122.1	106.1	90.0	77.1	71.0	66.3	61.6	57.8	55.2	52.8	28.48	20.49	16.98	13.86	7.41	3.83
1.70	153.4	117.1	101.9	86.7	74.6	68.6	64.1	59.6	56.0	53.6	51.4	27.52	20.01	16.58	13.53	7.34	3.83
1.75	146.3	111.7	97.4	83.0	71.8	66.0	61.8	57.6	54.3	52.2	50.3	26.76	19.58	16.22	13.24	7.27	3.79
1.80	138.8	105.9	92.6	79.2	69.0	63.4	59.4	55.5	52.4	50.5	48.8	25.79	19.11	15.82	12.91	7.08	3.76

Constant Power Discharge (Watts/cell @ 25°C /77°F)

V/cell	10min	15min	20min	25min	30min	35min	40min	45min	50min	55min	1hr	2hr	3hr	4hr	5hr	10hr	20hr
1.60	292.6	223.4	196.6	169.8	148.0	136.5	126.8	117.1	108.9	103.4	97.7	53.68	39.49	32.77	26.98	14.86	7.98
1.65	282.3	215.5	190.0	164.6	144.1	132.9	123.6	114.2	106.4	101.2	95.8	52.59	39.13	32.40	26.62	14.71	7.98
1.70	271.4	207.2	183.0	158.7	139.5	128.7	119.8	111.0	103.6	98.9	94.0	51.33	38.40	31.84	26.22	14.43	7.87
1.75	259.6	198.2	175.3	152.4	134.6	124.1	115.7	107.4	100.5	96.2	91.8	49.69	37.31	31.06	25.75	14.32	7.73
1.80	246.9	188.4	167.0	145.6	129.3	119.2	111.3	103.4	97.0	93.2	89.3	47.94	36.33	30.28	25.17	14.18	7.65

Subject to revision without notice. Please contact our sales representatives for latest version.

Web: www.genergybattery.com | **Email:** sales@genergybattery.com

NM12-70L

12V 70Ah / 10hr rate

BATTERY Genergy

Graphs

Charge Characteristic Curve

Constant Voltage Charging Characteristic (25°C)

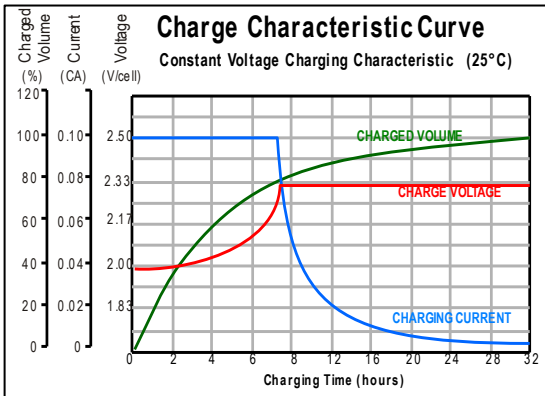

Discharge Characteristic (25°C)

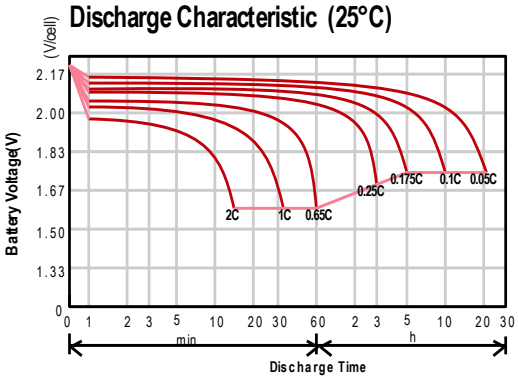

Temperature Effects On Float Life

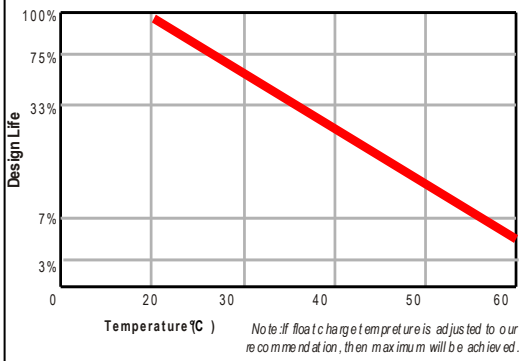

Cycle Service Life V.S. Depth Of Discharge

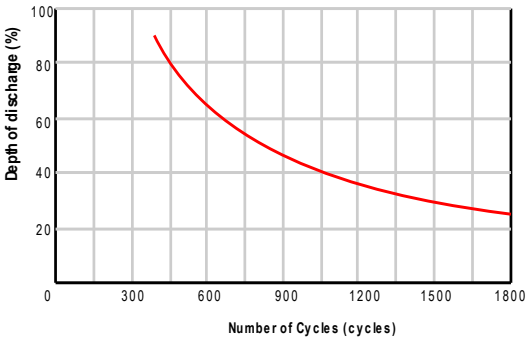

Charging Voltage V.S. Temperature

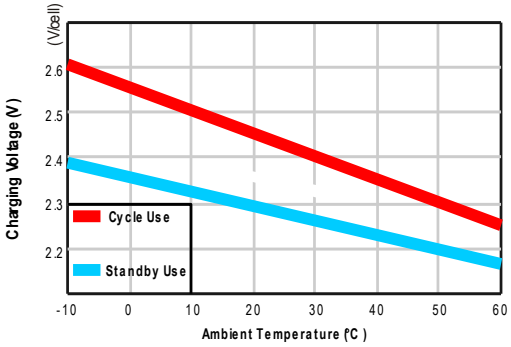

Self-Discharge Characteristic

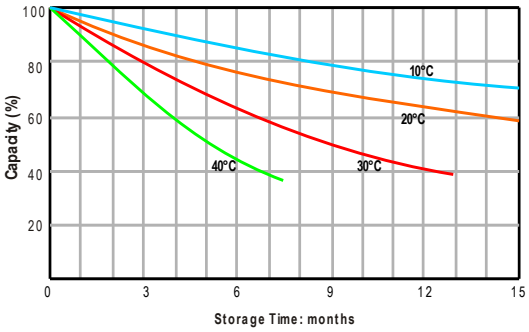

Life Characteristics Of Standby Use

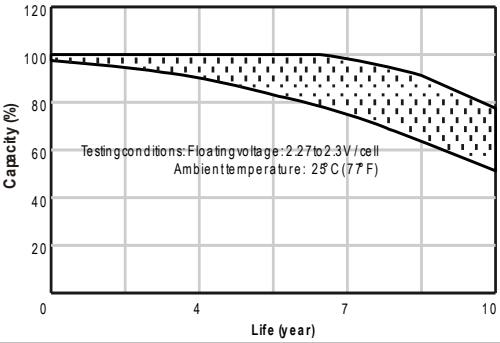
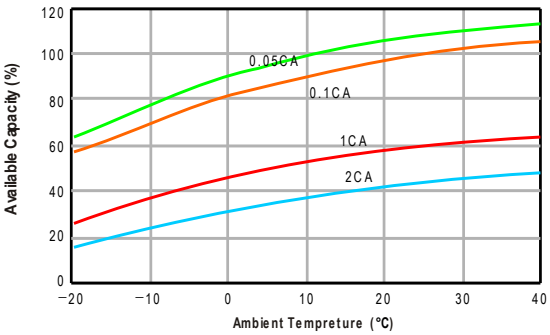
Temperature Effects On Capacity