NL2-1500

2V1500Ah / 10hr rate

BATTERY Genergy

Introduction

Genergy NL (2V) series is designed for standby use with 15-year design life in float service. The series battery is featured of high consistency, excellent performance and reliable standby service life. It is widely applied in Telecoms, Power Utility, Renewables, UPS/EPS, and medical equipment.

Key Features

- Valve regulated maximum internal pressure 2.5 PSI
- Increase durability and deep cycle ability for heavy demand applications
- Low self-discharge
- Fully tank formed plates
- Low inpurity electrolyte
- Spill proof / leak proof
- Multi-position usage
- ABS case and cover VO upon request
- Very high purity lead

Electrical Specification

Design floating Life @ 25°C (77°F) ..... 15 years

Nominal Capacity @ 25°C /77°F

20 hour rate 80.72A to 1.75Vp ..... 1610 Ah

10 hour rate 153.86A to 1.75V ..... 1538 Ah

Internal Resistance

(Fully charged battery @ 25°C /77°F)..... 0.5 mΩ

Max. Discharge Current @ 25°C /77° .....3000 A (5S)

Charge Methods: Constant voltage charge @ 25°C /77°F

Cycle Use .....2.45 ~ 2.49V

Max. Curren .....300 A

Standby Use .....2.25 ~ 2.30V

Operating Temperature Range ..... -30 ~ 50°C

Notes: battery voltage must be adjusted according to temperature. Please refer to our recommendation.

Self-Discharge

3% of capacity declined per month @ 25°C (77°F).

Battery Picture & Terminal Layout

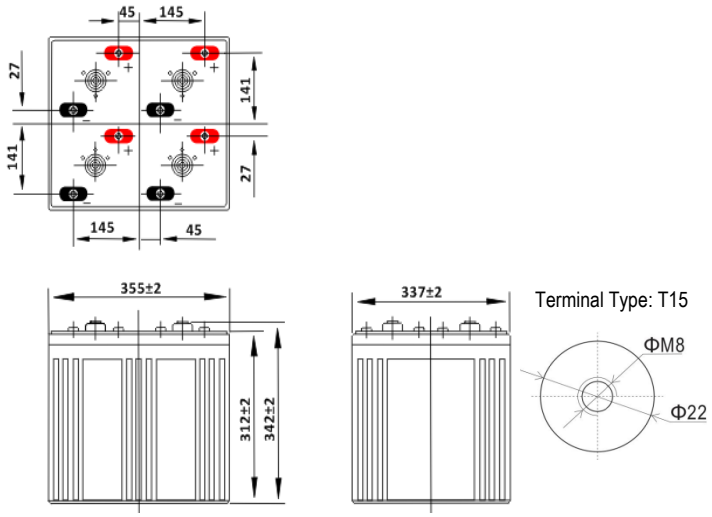

Total Height with removable cover: 342 mm

Dimension & Weight

Dimension (± 2mm)				Weight (± 2%)
Length	Width	Height	Total Height	
355 mm	337 mm	312 mm	342 mm	91.7 kg
14.0 inch	13.3 inch	12.3 inch	13.5 inch	202.2 lbs

Typical Applications

- Telecommunications
- Power Utility
- Solar energy system
- UPS & EPS

Certificates

Constant Current Discharge (Amperes @ 25°C /77°F)

V/cell	10min	15min	20min	25min	30min	35min	40min	45min	50min	55min	1hr	2hr	3hr	4hr	5hr	10hr	20hr
1.60	2924.4	2232.3	2006.2	1780.0	1560.0	1447.9	1341.9	1236.0	1142.4	1072.1	1028.7	584.3	438.4	369.5	306.0	161.4	84.50
1.65	2779.0	2121.3	1908.6	1695.9	1489.4	1383.5	1283.9	1184.3	1097.0	1033.0	995.9	565.2	425.8	360.7	301.0	158.9	83.24
1.70	2633.6	2010.4	1811.1	1611.8	1418.8	1318.8	1225.1	1131.3	1050.0	991.8	960.6	544.7	413.2	351.9	295.9	156.4	81.98
1.75	2484.9	1896.9	1710.2	1523.5	1343.1	1249.4	1162.0	1074.5	999.5	947.7	922.7	522.7	395.6	339.3	288.4	153.9	80.72
1.80	2336.2	1783.3	1609.3	1435.3	1267.4	1180.1	1098.9	1017.8	949.1	903.5	884.9	500.7	377.9	326.7	280.8	151.3	79.46

Constant Power Discharge (Watts/cell @ 25°C /77°F)

V/cell	10min	15min	20min	25min	30min	35min	40min	45min	50min	55min	1hr	2hr	3hr	4hr	5hr	10hr	20hr
1.60	4705.4	3591.9	3338.8	3085.8	2827.6	2659.0	2485.4	2311.8	2140.9	1997.6	1880.9	1093.7	852.7	735.3	598.5	322.9	169.0
1.65	4540.2	3465.8	3207.7	2949.5	2686.3	2528.7	2366.0	2203.3	2043.3	1911.0	1805.2	1049.7	830.0	720.1	591.0	317.8	166.5
1.70	4193.2	3200.9	2982.3	2763.7	2540.0	2393.8	2242.4	2091.1	1942.4	1821.5	1727.0	1004.3	807.3	703.8	580.9	312.8	164.0
1.75	3935.5	3004.2	2802.4	2600.6	2393.7	2258.4	2118.0	1977.6	1839.9	1729.8	1646.3	957.34	782.1	686.1	570.8	307.7	161.4
1.80	3674.4	2804.9	2619.9	2435.0	2244.9	2120.1	1990.2	1860.3	1733.1	1633.6	1560.6	907.48	729.1	655.8	563.2	302.7	158.9

Subject to revision without notice. Please contact our sales representatives for latest version.

Web: www.genergybattery.com | **Email:** sales@genergybattery.com

NL2-1500

2V1500Ah / 10hr rate

BATTERY Genergy

Graphs

Charge Characteristic Curve

Constant Voltage Charging Characteristic (25°C)

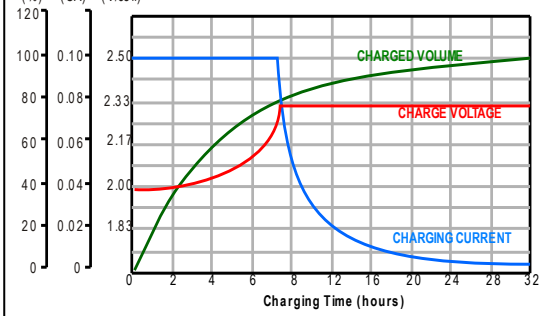

Discharge Characteristic (25°C)

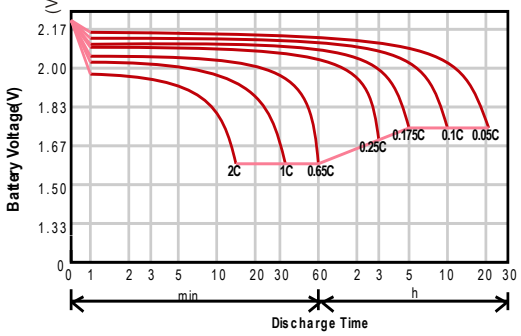

Temperature Effects On Float Life

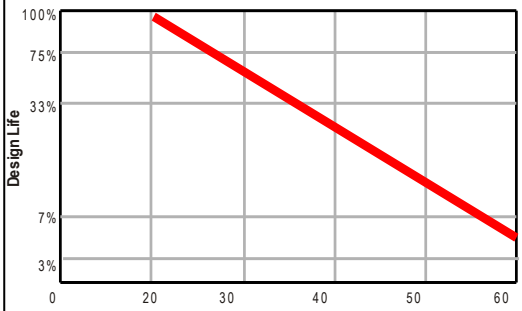

Note:If float charge tempreture is adjusted to our recommendation, then maximum will be achieved.

Cycle Service Life V.S. Depth Of Discharge

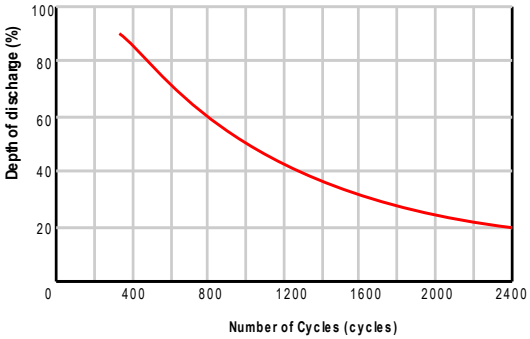

Charging Voltage V.S. Temperature

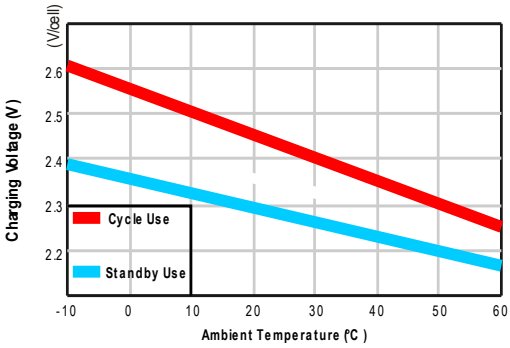

Self-Discharge Characteristic

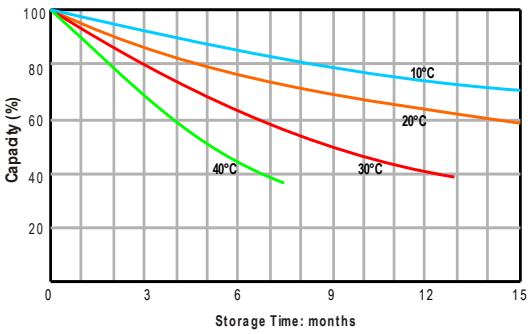

Life Characteristics Of Standby Use

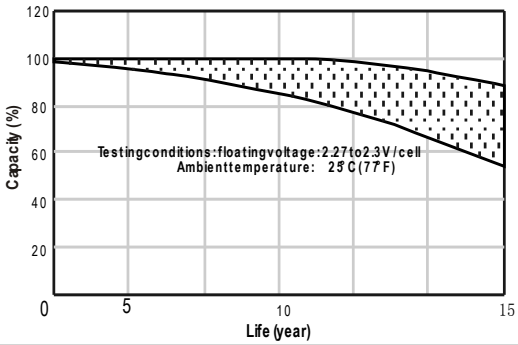
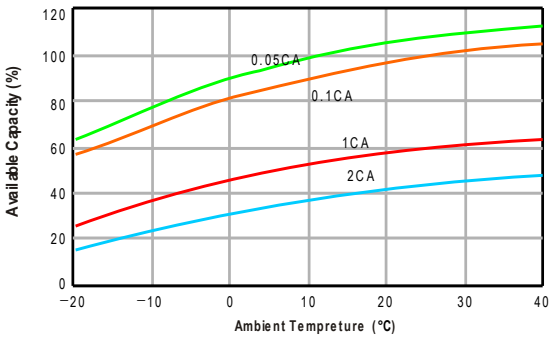
Temperature Effects On Capacity