

NH12-100W

12V100W/Cell 15min



Introduction

Generagy NH (high rate) series is primarily for heavy load discharge in short time backup especially in UPS applications. Designed with a high-density plate technology, the series battery is featured of high consistency, excellent performance and reliable standby service life.

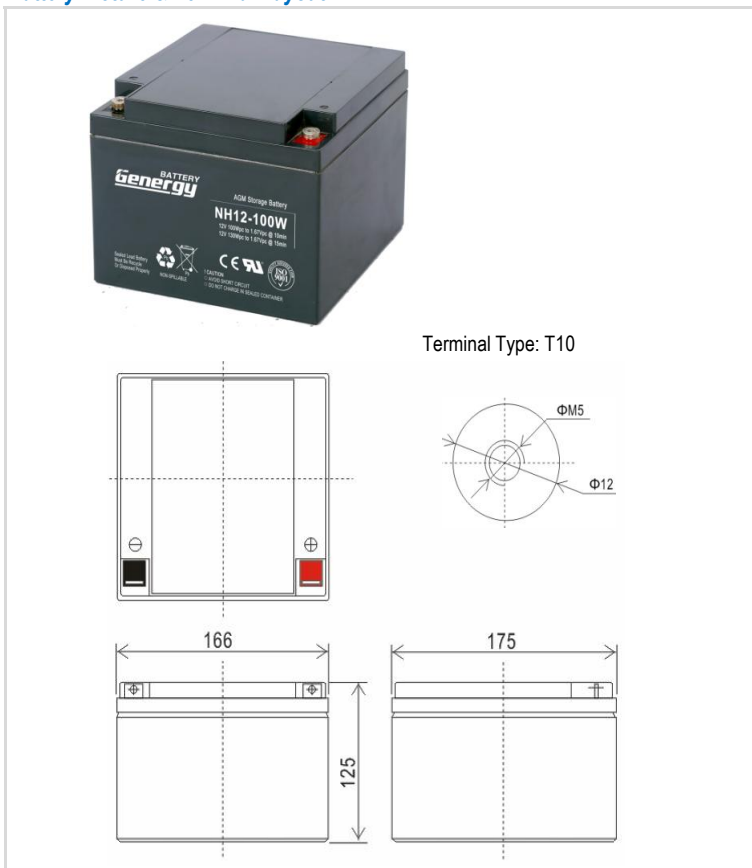
Battery Features

- High rate output aimed at the UPS market
- Low self-discharge
- Fully tank formed plates
- Low impurity electrolyte
- Spill proof / leak proof
- Multi-position usage
- ABS case and cover VO upon request
- Very high purity lead

Electrical Specification

Design floating Life @ 25°C (77°F)	5 years
Nominal Capacity @ 25°C /77°F	
Watt @ 15min to 1.67V/cell	100 W/cell
Watt @ 10min to 1.67V/cell	131 W/cell
Internal Resistance	
(Fully charged battery @ 25°C /77°F)	9mΩ
Max. Discharge Current @ 25°C /77°F	345A (5S)
Charge Methods: Constant voltage charge @ 25°C /77°F	
Cycle Use	14.7 ~ 14.9V
Max. Current	5.6A
Standby Use	13.6 - 13.8V
Operating Temperature Range	-30 ~ 50°C
Notes: battery voltage must be adjusted according to temperature.	
Effect of temperature on float charge voltage: -3mV/ °C /Cell.	
Self-Discharge	
3% of capacity declined per month @ 25°C (77°F).	

Battery Picture & Terminal Layout



Dimension & Weight

Length	Dimension (± 2mm)			Total Height	Weight (± 2%)
	Width	Height	Total Height		
166 mm	175 mm	125 mm	125 mm	8.30 kg	
6.5 inch	6.9 inch	4.9 inch	4.9 inch	18.3 lbs	

Constant Current Discharge (Amperes @ 25°C /77°F)

V/cell	5min	10min	15min	20min	30min	45min	55min	1hr	2hr
1.60	139.29	77.76	57.47	47.47	33.69	22.85	19.83	17.95	9.88
1.65	133.93	74.88	57.13	46.46	33.30	22.81	19.27	17.70	9.86
1.70	131.08	73.52	56.16	46.39	33.07	22.75	19.19	17.62	9.77
1.75	119.65	70.26	54.33	45.23	32.76	22.70	19.09	17.58	9.66
1.80	108.13	64.67	51.46	43.10	31.73	22.08	18.34	17.29	9.55

Constant Power Discharge (Watts/cell @ 25°C /77°F)

V/cell	5min	10min	15min	20min	30min	45min	55min	1hr	2hr
1.60	226.9	135.4	101.7	85.99	63.31	45.27	42.24	36.74	20.94
1.65	221.3	134.3	100.9	85.46	63.06	44.91	40.68	36.62	20.48
1.67	216.7	131.4	100.4	83.97	62.07	44.82	39.93	36.40	20.09
1.70	207.0	128.2	99.1	83.26	61.30	44.05	38.98	35.90	19.45
1.75	200.4	123.8	98.3	81.49	60.81	43.65	37.62	35.23	18.77
1.80	177.4	114.2	92.8	79.33	60.60	43.05	37.07	34.39	18.36

Above discharge data is average values after batteries are fully charged.

Typical Applications

- UPS/EPS (High rate)
- High power backup supply
- Emergency power supply
- Emergency lighting
- Electric starting

Certificates



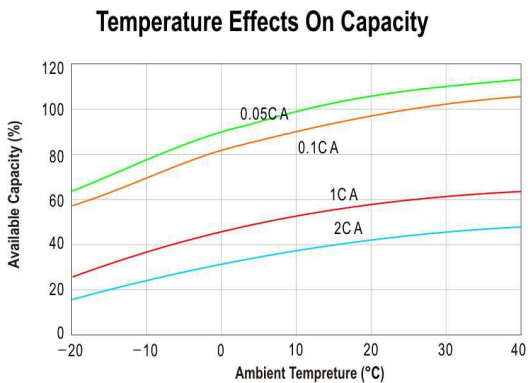
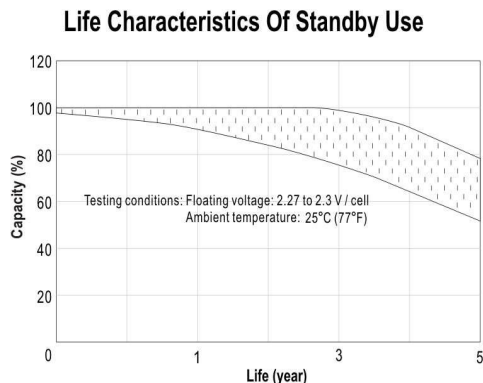
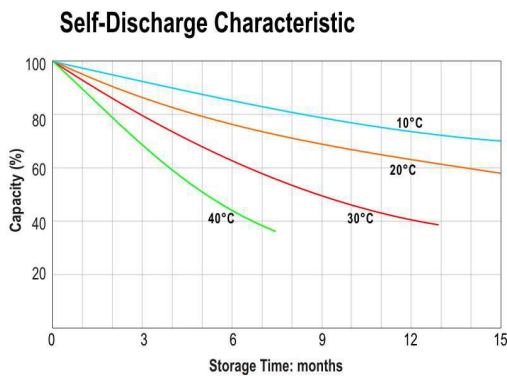
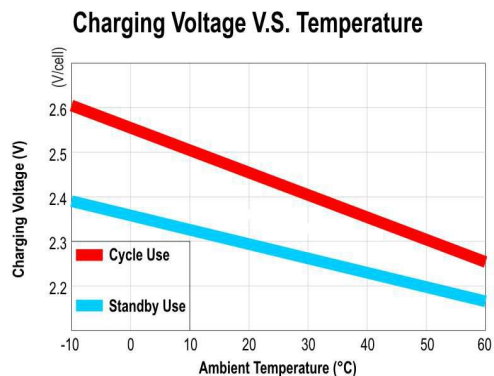
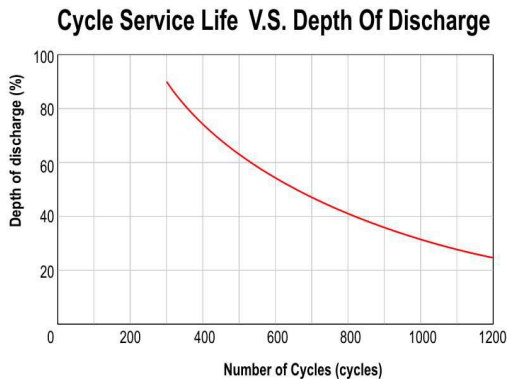
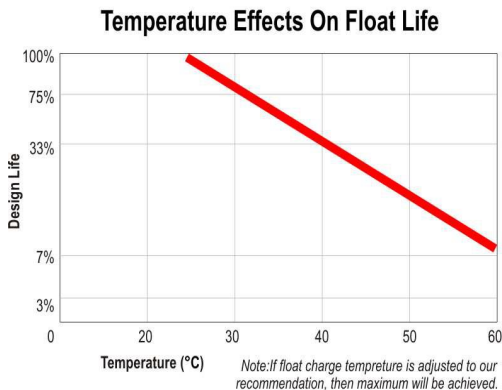
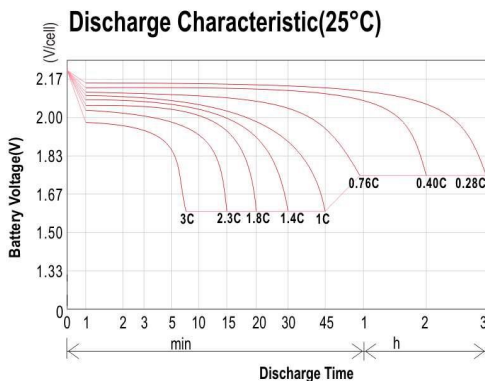
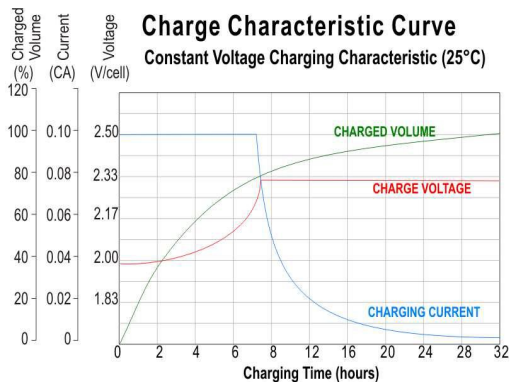
Subject to revision without notice. Please contact our sales representatives for latest version.

NH12-100W

12V100W/Cell 15min



Graphs



Subject to revision without notice. Please contact our sales representatives for latest version.