

NL2-300

2V300Ah / 10hr rate



Introduction

Genergy NL (2V) series is designed for standby use with 15-year design life in float service. The series battery is featured of high consistency, excellent performance and reliable standby service life. It is widely applied in Telecoms, Power Utility, Renewables, UPS/EPS, and medical equipment.

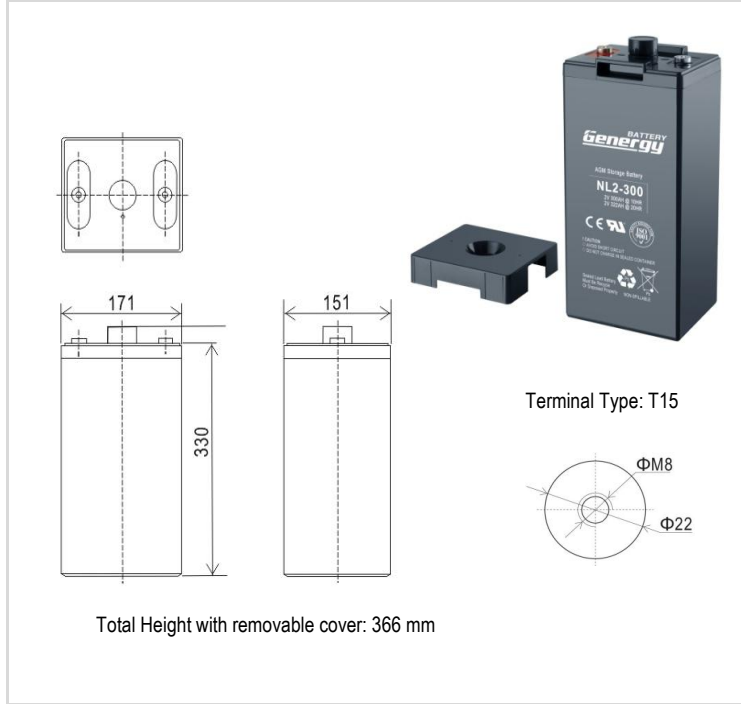
Key Features

- Valve regulated maximum internal pressure 2.5 PSI
- Increase durability and deep cycle ability for heavy demand applications
- Low self-discharge
- Fully tank formed plates
- Low impurity electrolyte
- Spill proof / leak proof
- Multi-position usage
- ABS case and cover VO upon request
- Very high purity lead

Electrical Specification

Design floating Life @ 25°C (77°F)	15 years
Nominal Capacity @ 25°C /77°F	
20 hour rate 16.14A to 1.75Vpc	322 Ah
10 hour rate 30.77A to 1.75Vpc	307 Ah
Internal Resistance	
(Fully charged battery @ 25°C /77°F)	0.8 mΩ
Max. Discharge Current @ 25°C /77°F	1000 A (5S)
Charge Methods: Constant voltage charge @ 25°C /77°F	
Cycle Use	2.45 ~ 2.49V
Max. Current	60 A
Standby Use	2.25 ~ 2.30V
Operating Temperature Range	-30 ~ 50°C
<i>Notes: battery voltage must be adjusted according to temperature. Please refer to our recommendation.</i>	
Self-Discharge	3% of capacity declined per month @ 25°C (77°F).

Battery Picture & Terminal Layout



Dimension & Weight

Length	Dimension (± 2mm)			Total Height	Weight (± 2%)
	Width	Height			
171 mm	151 mm	330 mm	366 mm	18.3 kg	
6.7 inch	5.9 inch	13.0 inch	14.4 inch	40.3 lbs	

Typical Applications

- Telecommunications
- Power Utility
- Solar energy system
- UPS & EPS

Certificates



Constant Current Discharge (Amperes @ 25°C /77°F)

V/cell	10min	15min	20min	25min	30min	35min	40min	45min	50min	55min	1hr	2hr	3hr	4hr	5hr	10hr	20hr
1.60	584.9	446.5	401.2	356.0	312.0	289.6	268.4	247.2	230.4	215.8	204.1	114.27	87.21	73.91	61.01	32.29	16.90
1.65	555.8	424.3	381.7	339.2	297.8	276.7	256.8	236.9	221.3	208.0	197.6	110.45	84.69	72.14	60.00	31.78	16.65
1.70	526.7	402.1	362.2	322.4	283.7	263.8	245.0	226.3	211.9	199.8	190.5	106.35	82.16	70.38	58.99	31.28	16.40
1.75	497.0	379.4	342.0	304.7	268.6	249.9	232.4	214.9	201.8	190.9	182.9	101.95	78.63	67.85	57.48	30.77	16.14
1.80	467.2	356.7	321.9	287.1	253.4	236.0	219.8	203.6	191.7	182.1	175.4	97.55	75.10	65.33	55.96	30.27	15.89

Constant Power Discharge (Watts/cell @ 25°C /77°F)

V/cell	10min	15min	20min	25min	30min	35min	40min	45min	50min	55min	1hr	2hr	3hr	4hr	5hr	10hr	20hr
1.60	941.1	718.4	667.8	617.2	569.6	531.8	497.1	462.4	430.3	400.0	373.2	218.75	171.31	147.06	120.51	64.58	33.80
1.65	908.1	693.2	641.5	589.9	541.4	505.8	473.2	440.7	410.8	382.7	358.1	209.95	166.77	144.03	119.00	63.57	33.30
1.70	838.7	640.2	596.5	552.8	512.1	478.8	448.5	418.2	390.7	364.8	342.4	200.86	162.23	140.75	116.98	62.56	32.79
1.75	787.1	600.9	560.5	520.1	482.9	451.7	423.6	395.5	370.1	346.5	326.3	191.47	157.18	137.22	114.96	61.55	32.29
1.80	734.9	561.0	524.0	487.0	453.1	424.0	398.0	372.1	348.8	327.2	309.1	181.50	146.59	131.17	113.45	60.54	31.78

Subject to revision without notice. Please contact our sales representatives for latest version.

Web: www.genergybattery.com | Email: sales@genergybattery.com

Version NO.20190618

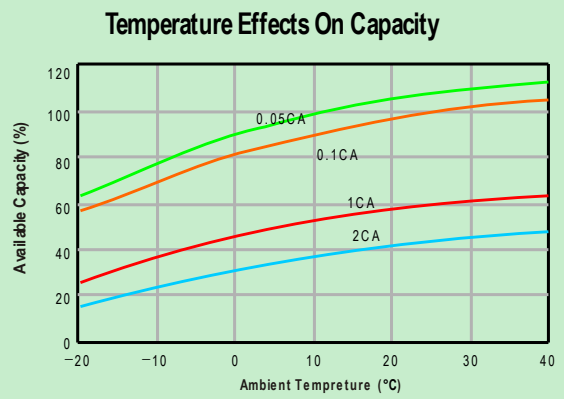
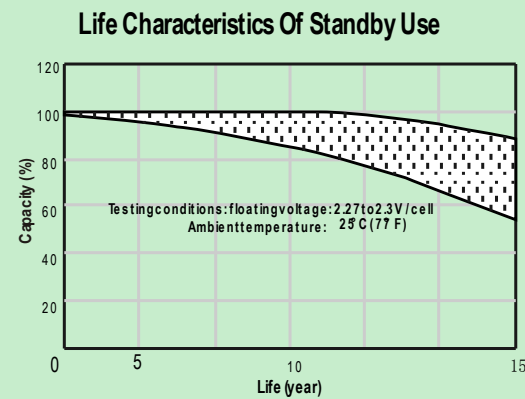
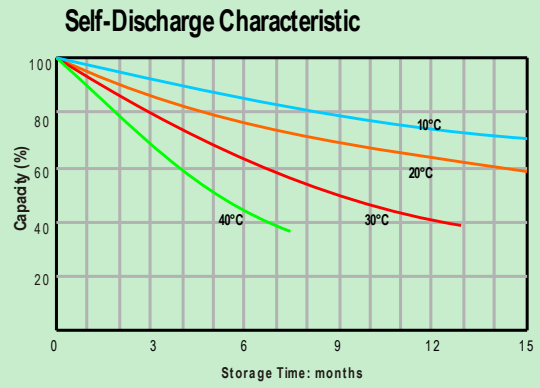
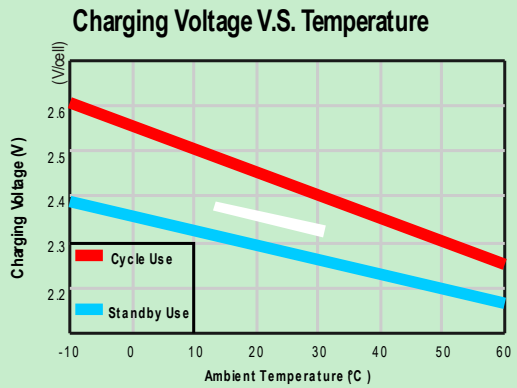
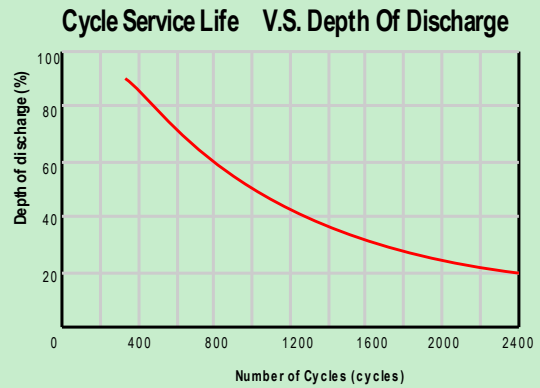
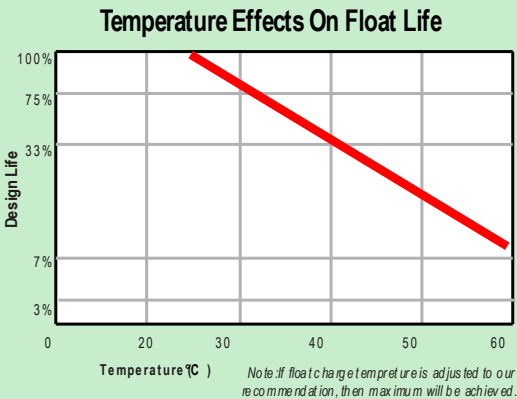
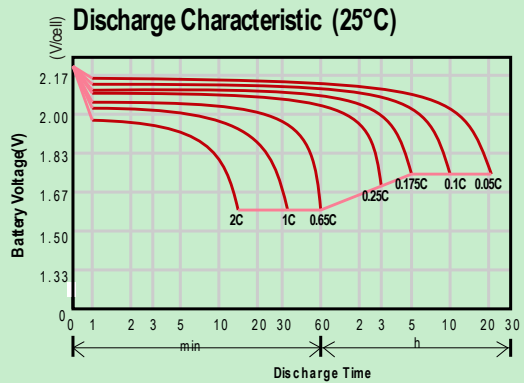
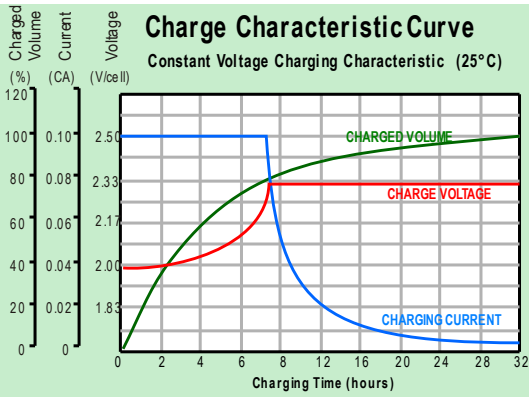
Page 1 of 2

NL2-300

2V300Ah / 10hr rate



Graphs



Subject to revision without notice. Please contact our sales representatives for latest version.